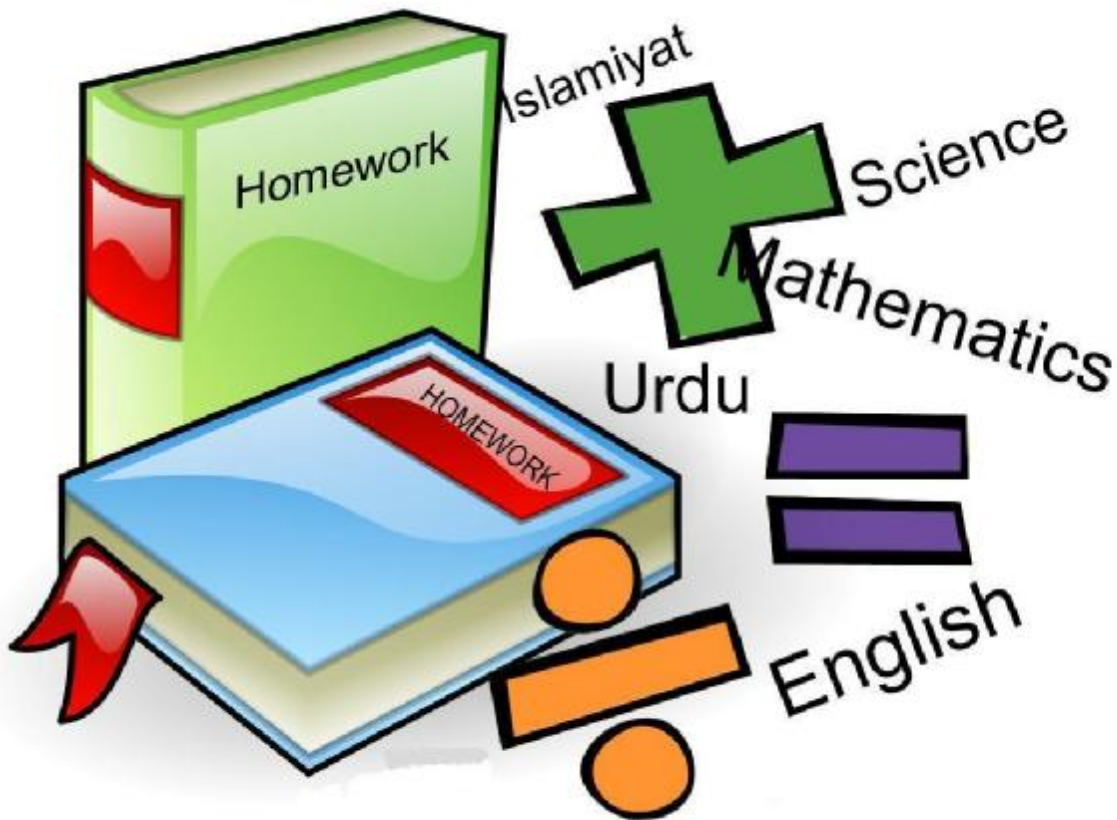


LEARN & HAVE FUN DURING
THE HOLIDAYS
CLASS-PREP
WARM REGION
SESSION 2019-20



**ARMY PUBLIC SCHOOLS AND COLLEGES SYSTEM
SECRETARIAT**

Army Public Schools & Colleges System

Instructions for Learning & Having Fun During the Holidays

- All worksheets have been carefully planned in such a way that students continue the learning process during the holidays, using a variety of interesting activities.
- Parents are expected to explain each homework to the child however, the activities / projects must be the *work of the child*. Parental help and guidance is to be provided only where indicated / needed.
- In case where a particular movie / book is not available, another movie / book of educational value may be used.
- **It is mandatory to practice a page of handwriting twice a week on loose sheets /thin notebook with date.**
- The syllabus covered so far during the 1st Term must be revised thoroughly during the summer holidays.
- Read English and Urdu stories to your child. Ask the child to repeat the story to you in his own words to develop listening and speaking skills.

ہدایات

- ۱- تعطیلات کے لیے تجویز کردہ کام اس بات کو مد نظر رکھتے ہوئے ترتیب دیا گیا ہے کہ طلباء تعطیلات میں بھی مختلف اور دلچسپ سرگرمیوں کے ذریعے اپنے سیکھنے کے عمل کو جاری رکھ سکیں۔
- ۲- اساتذہ کے لیے اہم ہے کہ وہ اپنی متعلقہ جماعتوں میں دیے گئے گھر کا کام کا بغور مطالعہ کریں اور طلبہ / والدین کو رہنمائی فراہم کریں۔
- ۳- طلباء سے توقع کی جاتی ہے کہ وہ چھٹیوں کے بعد چارٹس / پوسٹرز اور دیے گئے دیگر پراجیکٹ سکول ساتھ لائیں۔
- ۴- لازم ہے کہ تجویز کردہ تمام سرگرمیاں / پراجیکٹس صرف طلباء کی ذاتی کاوش ظاہر کریں۔ والدین کی مدد اور رہنمائی صرف وہاں پر فراہم کی جائے جہاں ناگزیر ہو۔
- ۵- اگر کوئی تجویز کردہ کتاب دستیاب نہ ہو تو اخلاقیات پر مبنی کوئی اور دلچسپ و موزوں کتاب تجویز کی جائے۔
- ۶- کسی قسم کا تخلیقی کام یاد نہیں کیا جائے گا۔
- ۷- طلباء چھٹیوں کا کام کرنے کے لیے نوٹ بکس کی بجائے اضافی صفحات استعمال کریں۔
- ۸- ہفتے میں دو دفعہ لکھائی کی مشق کریں۔
- ۹- اپریل ۲۰۱۹ء سے مئی ۲۰۱۹ء تک پڑھائے گئے سلیبس کا چھٹیوں میں اچھی طرح اعادہ کیا جائے۔

Summer Holidays Learning Activities

June – Aug 2019

Class – PREP

Project Work: Pakistaniat Founder of Pakistan

Make posters by pasting different pictures of Quaid-e-Azam. Write a few sentences about the Quaid. Your project will be displayed in the school after the summer holidays.

• Under parental guidance and supervision

| | |
|--------|--|
| Week 2 | <ul style="list-style-type: none">• Help your child paste pictures of family members on a family tree.• Help your child draw/paste pictures of summer fruits/drinks/dresses from old magazines / newspapers and help him / her to paste them on a chart paper.• Read and learn the ‘an’ words from the given Word List.• Help your child memorize the landline phone number of his / her residence and father / mother’s cell number. <p>Write the phone number in bold and display at a prominent place in his / her bedroom.</p> <ul style="list-style-type: none">• Introduce one English word daily and encourage him/her to use the words while conversing with you. Choose those words that are frequently used in daily conversation e.g. glad, angry, wonderful, playing, lovely, clean, holidays, like , tired , hot, hungry, this, that, they, we , he and she etc. Use courtesy words as well Assalamualaikum, walaikum Assalam, Thank you, May I Sorry. |
| Week 3 | <ul style="list-style-type: none">• Count the numbers of steps it takes to walk around different rooms with your child.• “My Word Book”: Help your child to make a small book. (folded papers stapled together). In alphabetical order let the child learn one – two words daily and paste/draw pictures of objects related to that letter. |

| | |
|--------|--|
| | <ul style="list-style-type: none"> • Read out an article from the Children’s Section of the Urdu / English newspaper to your child. • Help your child in Practical life Activities like lacing shoes, buttoning & unbuttoning the shirt, Folding the trousers, Holding spoons etc. • Read and learn the ‘at’ words from the given Word List. • Give the child a newspaper cutting. Ask him/her to colour the words he/she can read. |
| Week 4 | <ul style="list-style-type: none"> • Help your child look for insects / butterflies. Discuss their sizes and colours (draw some insects and colour them). Do not touch or grab them. • Give your child different objects like socks, gloves, etc and tell him/her to sort them into pairs (according to size). • Read and learn the ‘it’ words from the given Word List. • The child may sketch their favourite cartoon characters and paint / colour them. |
| Week 5 | <p>Colours and Shapes</p> <p>Notice colours and shapes around you in your home. Talk about shapes and colours. Help the child notice things that are the same and that are different. Prompt your child to look for things that are the same and talk about them. <i>Examples:</i> “See the red door of that house? Where else do you see something red? What is the shape of the red door? etc.</p> <ul style="list-style-type: none"> • Help your child read and learn the ‘ub’ words from the given Word List. • Help your child read a book of your choice or choose from suggested titles. • For reinforcement of counting to 10, draw a big number line on the ground and let your child play ‘Hopscotch’ by making them jump in numerical order on the boxes. • Inculcate simple values to develop children into becoming good |

| | |
|--------|---|
| | <p>human beings and responsible citizens i.e.</p> <p>While going out explain about road crossing rules i.e. zebra crossing sing, Traffic Signals pavement to walk, road signs, using dustbins to throw wrappers, making queues etc.</p> |
| Week 6 | <ul style="list-style-type: none"> • String a macaroni (old large beads) necklace with your child. Have him / her count the pieces of macaroni (old large beads) as you string them. • Help your child read and learn the 'ot' words from the given Word List. • Help your child to make a booklet "All about me". Draw, paste his/her favourite food, drink, toy, dress, game etc. • Explain to your Preschool child that days, like people, have names. Show him or her the day's names at the top of a calendar. Help your child read and say the names of the days of the week. Circle special days on the calendar, such as their birthday, Eid etc. • Measure your child's height, your own height and the height of other siblings. Ask him/her to point out tall, taller and tallest • Teach your child to make his / her bed and arrange clothes in the closet, toys in the basket, books on the shelf. Make him / her aware of room organization. • When ever go for shopping ask children to read. Made in Pakistan on the packets of different products. |

WORD LIST

| an | at | it | ub | ot |
|-----------|-----------|-----------|-----------|-----------|
| can | cat | bit | cub | cot |
| fan | pat | fit | dub | dot |
| ran | rat | kit | hub | lot |
| tan | sat | lit | tub | not |
| van | hat | sit | | pot |
| man | fat | hit | | rot |
| pan | bat | | | tot |
| | mat | | | |

SUGGESTED READERS (One in a week)

- Goldilocks and the Three Bears
- Hansel and Gretel
- Jack and the Beanstalk

Parents can show animated movies of these titles.

Or any other book of the child's intellectual, age and academic level

Help your child to read the story book, discuss illustrations during reading and encourage him/her to re-tell the story to other family members.

MATHEMATICS

- **Note: Summer holiday homework is not to be done in the class work notebook. A separate thin notebook or loose sheets may be used for the written work. These may be put in the Work Portfolio. Students to do the attached worksheets.**

Oral Practice:-

- Counting 0 – 59
- Backward Counting 10-1

Written Practice:-

- Numbers '0 – 59' (0-9, 10-19, 20-29, 30-39, 40-49 & 50-59 once a week)
- Number words zero, one and two (one word, one page, once a week)

گرمی کی چھٹیوں کی تعلیمی سرگرمیاں

برائے جماعت پریپ

۲۰۲۰-۲۰۱۹

☆ مندرجہ ذیل الفاظ کے جوڑ لکھیے۔ (روزانہ دو الفاظ)

| | |
|-------------|--------------|
| ۱- پ+ان | ۱۱- ج+ان |
| ۲- ٹ+ال | ۱۲- ٹ+و+پ+ی |
| ۳- ج+ال | ۱۳- ب+ج+ی |
| ۴- خ+ک | ۱۴- پ+و+د+ا |
| ۵- و+ق | ۱۵- ج+و+ت+ا |
| ۶- ب+ب+ا | ۱۶- ت+ل+ا |
| ۷- س+و+ن+ا | ۱۷- ج+ا+ٹ+ا |
| ۸- ب+ل+ی | ۱۸- بچ+ا+ء+ے |
| ۹- ا+و+ن+ٹ | ۱۹- ح+ا+ل |
| ۱۰- ٹ+ا+ف+ی | ۲۰- ج+ا+گ |

☆ مندرجہ ذیل الفاظ کے توڑ لکھیے۔ (روزانہ دو الفاظ)

| | | |
|----------|----------|---------|
| ۱- باجا | ۲- تال | ۳- چاچا |
| ۴- باغ | ۵- ثانی | ۶- چار |
| ۷- بال | ۸- ثابت | ۹- جاگ |
| ۱۰- پاک | ۱۱- آٹا | ۱۲- خاک |
| ۱۳- پان | ۱۴- بابا | ۱۵- چاٹ |
| ۱۶- تارا | ۱۷- جاتا | ۱۸- بات |

(نوٹ:- الفاظ کے توڑ کر کے پڑھائی کروا کر املائیں۔)

☆ اُردو پڑھائی (بلند خوانی) کے لیے جملے

- ۱- یہ باغ ہے۔
- ۲- یہ میرا گھر ہے۔
- ۳- وہ آم ہیں۔
- ۴- وہ جوتا ہے۔
- ۵- یہ کتاب ہے۔
- ۶- یہ کپڑے ہیں۔
- ۷- یہ تربوز ہے۔
- ۸- یہ مور ہے۔
- ۹- یہ غبارا ہے۔
- ۱۰- یہ کرسی ہے۔

نوٹ :- گرمیوں کی تعطیلات کا کام علیحدہ فولڈر یا لوز شیٹس پر کریں۔

• طلبہ اپنی پسند کی پانچ سبزیاں اور پانچ پھل کاپی میں لگائیں یا بنا کر ان میں رنگ بھریں۔

• والدین بچوں کی رہنمائی کریں۔

قاعدے کی پڑھائی روزانہ کریں۔ (صفحات ۱ - ۱۴)

'یہ اور اوہ' سے جملے بنائیں۔ (پانچ)

اسلامیات

☆ طلباء تعوذ، تسمیہ اور کلمہ طیبہ مع ترجمہ یاد کریں۔

☆ طلباء کو دینی اور اخلاقی موضوعات پر مبنی کہانیاں سنائیں جس میں ان کے لئے کوئی سبق ہو۔ جیسا کہ

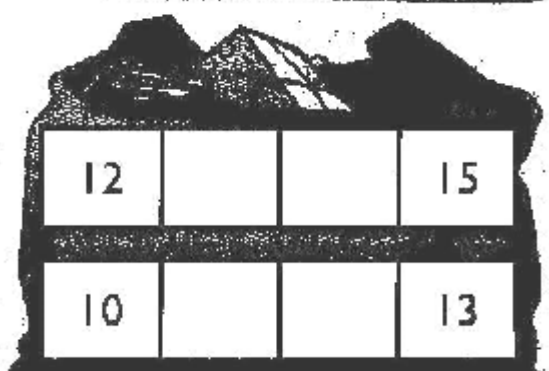

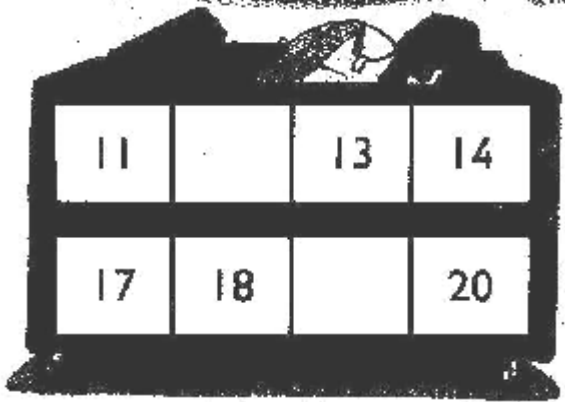




جھوٹ نہ بولنا۔ چوری نہ کرنا کسی کو گالی نہ دینا، بڑوں کی عزت کرنا، ان کی بات ماننا ان سے ادب سے

بات کرنا۔ گھر کے کاموں میں اپنے والدین اور دادا، دادی، نانا، نانی کا ہاتھ بٹانا، لڑائی جھگڑانہ کرنا وغیرہ۔

NAME: _____ DATE: _____


**Mathematics – Class Prep
Worksheet No. 1**

Write the missing numbers.



NAME: _____ DATE: _____

Class Prep
Worksheet No. 2



Write the number









| the number | Match. | the number |
|------------|--------|------------|
| after 17 | 12 | before 14 |
| after 12 | 18 | before 13 |
| after 11 | 13 | before 19 |

NAME: _____ DATE: _____

Class Prep
Worksheet No. 3

Tick (✓) the sets with 9 or fewer animals.

| | |
|---|--|
|  <input type="checkbox"/> |  <input type="checkbox"/> |
|  <input type="checkbox"/> |  <input type="checkbox"/> |
|  <input type="checkbox"/> |  <input type="checkbox"/> |

NAME: _____ DATE: _____

Class Prep
Worksheet No. 4


Colour.



square



triangle



circle



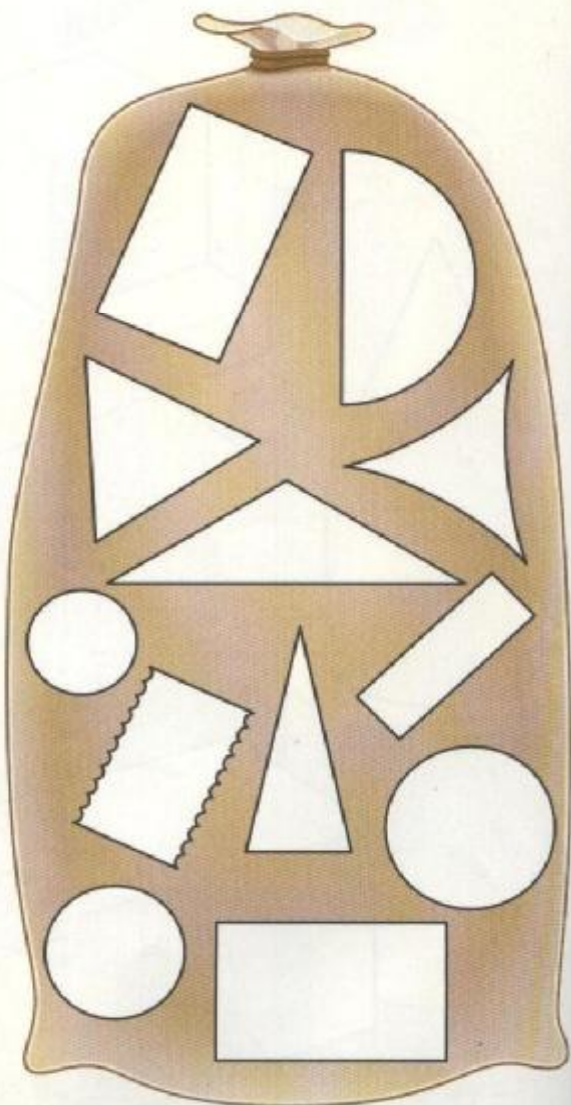

rectangle

red

blue

green

yellow




NAME: _____ DATE: _____

Class Prep
Worksheet No. 5

Match.

circle square rectangle triangle

How many sides?



















Colour the squares red. Colour the triangles blue.


NAME: _____ DATE: _____

Class Prep
Worksheet No. 6

Circle groups of 10s. Count in tens and ones to find the total.



A grid of 53 donuts arranged in 5 rows: 10, 10, 10, 10, and 7. A blank box is located at the bottom right of the grid.



A grid of 63 huts arranged in 7 rows: 10, 10, 10, 10, 10, 10, and 3. A blank box is located at the bottom right of the grid.